



Conference room



Office



Classroom



Healthcare



Powering Business Worldwide



Table of contents

Room Controller system	3
Features and benefits	4
Built-in energy savings lighting control strategies	5
Out-of-the-box control strategies	6
Stand-alone architecture	7
Network architecture	9
Ordering options	11
Model installation diagrams	13

APPLICATIONS

Office	14
Open office	15
Conference room	16
Corridor, hall or stairwell	17
Classroom – Suspended fixtures and three daylight zones	18
Classroom – Recessed fixtures and three daylight zones	19
System components	21
QuickKits and starter kits	23

TYPICAL WIRING DIAGRAMS

Small office with Daylighting	24
Office with Receptacle and Emergency Control	24
Office with HVAC output	25
Conference room with receptacle and Emergency Control, daylighting and programmable scene wallstations	25
Classroom with emergency and receptacle control	26
Classroom with daylight dimming	26
Demand Response Connections	27
Alternative Voltage Connection	27
Receptacle wiring	28
Wallstation sharing	29
Network wiring	30

Room Controller system



The Room Controller System provides energy compliant lighting, plug and emergency control capabilities that allow for out-of-the-box functionality in virtually any space. The system can be ordered based on specific budget or performance requirements.

- Simplified compliance with a product designed to meet the latest energy codes
- Reduce cost of installation with single enclosure and simplified wiring
- Save time with out-of-the-box controls functionality, no programming needed



Features and benefits

Stand-Alone Architecture

- Code compliant automatic lighting, emergency and plug load control.
- Delivers occupancy status to HVAC system via contact closure.
- Receives local Demand Response signal.

Network Architecture

- Code compliant automatic lighting, emergency and plug load control with enhanced user control and centralized time schedule control.
- Integrates with BMS via BACnet IP.
- Centralized Demand Response via network.



Contractor Benefits

- Reduce material cost with the included Room Controller wiring compartment with direct conduit connections. No need for additional junction boxes.
 - Simplified wiring with RJ45 connections for all low voltage devices saves time on the site.
 - The Room Controller works immediately upon power up which saves time on network projects which require startup.
-



Distributor Benefits

- Give the electrical contractor what they need to start a project with convenient Room Controller starter kits.
 - Reduce inventory requirements with sensors that work with Room Controllers or with stand-alone applications.
 - Out-of-the-box functionality provides immediate verification of wiring and code compliance.
-



Specifier Benefits


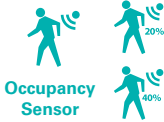





- Worry free design with the Room Controller system that was designed to meet the current energy codes.
 - Simplified sequence of operations definition and training with out-of-the-box functionality.
 - Simplify complex user interaction with flexible wallstations that can be customized with zone or scene buttons.
-



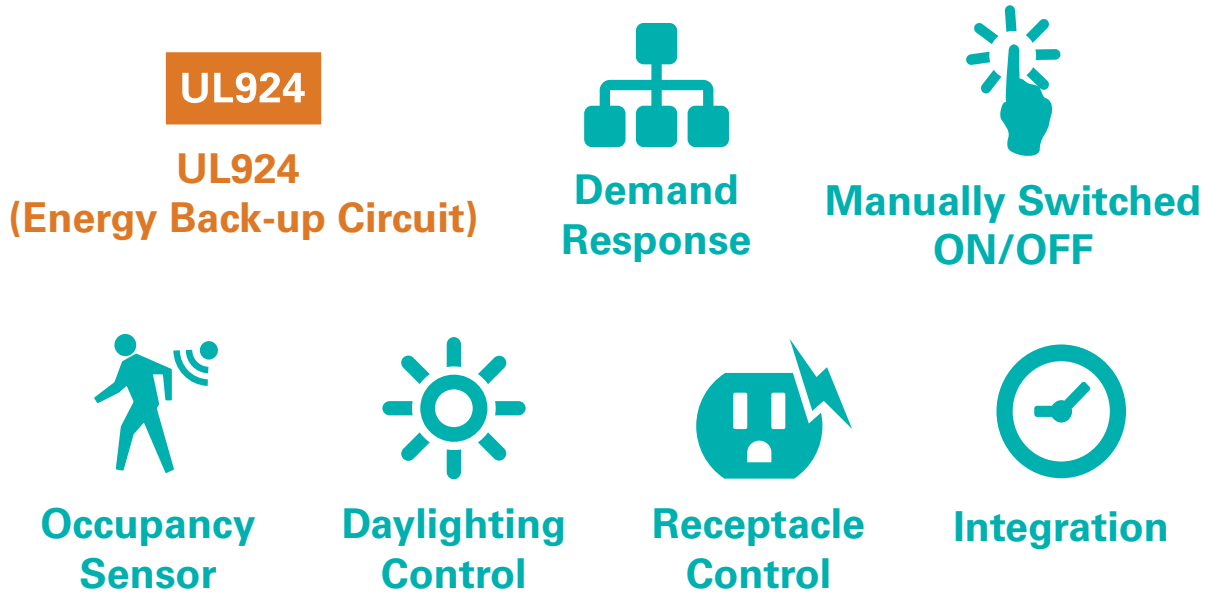
End User Benefits

- Reduce training time with simple and consistent user experience in all rooms that have the Room Controller installed.
- Remove maintenance concerns with RJ45 plug in low voltage devices that work immediately when connected.
- Save on operating costs with a system that was designed to provide consistent energy savings and drive energy efficiency throughout the building.

Built-in energy saving lighting control strategies

STRATEGY	DESCRIPTION	ESTIMATED SAVINGS
 <p>Manual Dimmer</p>	<p>Manual/personal dimming control – is one of five alternative methods to meet the Multi-level lighting control requirements.</p>	<p>10-20%</p>
 <p>Occupancy Sensor</p>	<p>Occupancy/vacancy sensing – provides Manual On/Automatic Off or Automatic On/Automatic Off and Partial Off capabilities.</p>	<p>20-60%</p>
 <p>Daylighting Control</p>	<p>Daylight dimming – provides three daylight dimming zone that automatically adjust the lighting based on daylight available in the space.</p>	<p>20-45%</p>
 <p>Receptacle Control</p>	<p>Plug load control – automatically turns On receptacles upon occupancy regardless of light status. Ensures receptacles are turned Off when the space is vacant.</p>	<p>15-50% Controlled loads</p>
 <p>Tuning Control</p>	<p>High-end/Task Tuning – lowers the maximum light level for automatic energy savings.</p>	<p>10-30%</p>
 <p>Demand Response</p>	<p>Demand Response – automatically reduces light level based on signal from OpenADR device or BMS closure.</p>	<p>10-40%</p>
 <p>Remote Signal Control</p>	<p>Remote Signal Control – Automatically sends a signal to the HVAC system based on occupancy.</p>	<p>20%</p>

Out-of-the-box control strategies



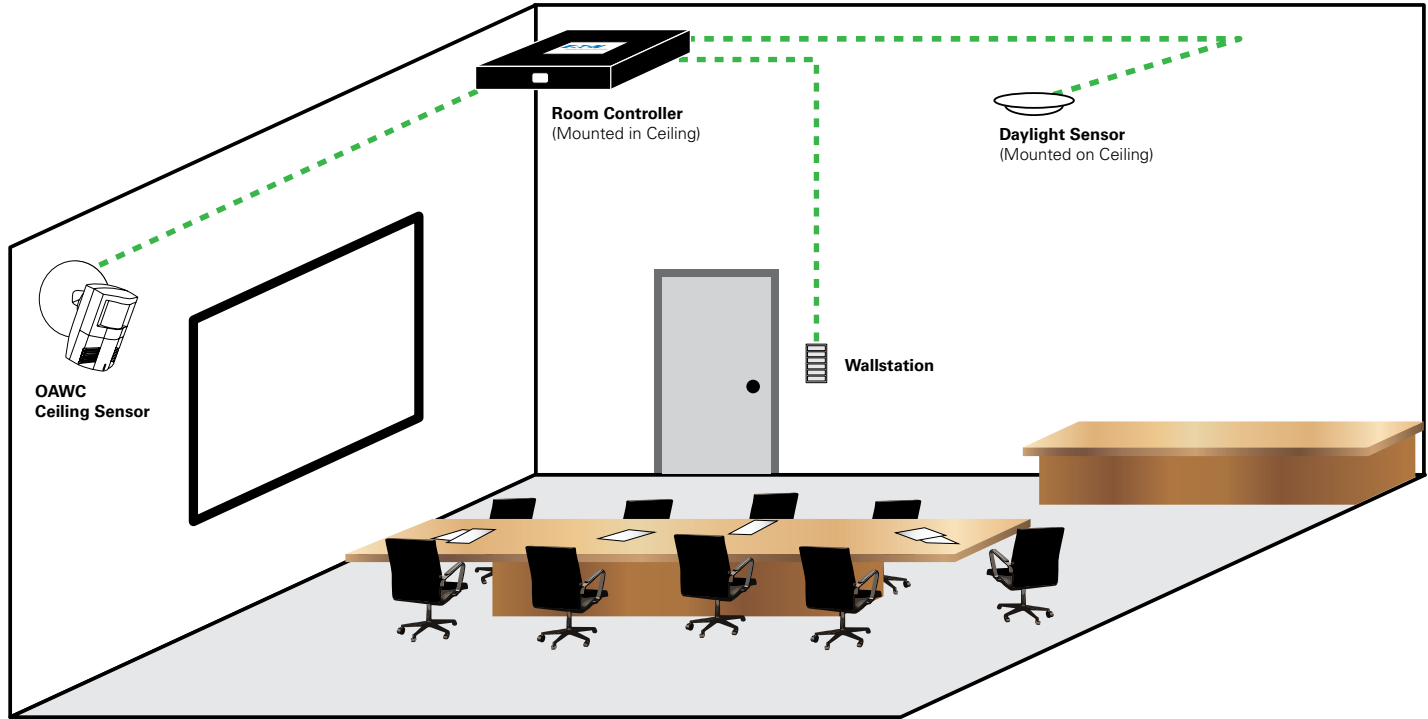
The Room Controller system can now be specified and ordered based on project needs. The Room Controller system is available in both a stand-alone and networked architecture.

- Individual components – Simple product offering list
- Room Controller Starter Kits – Basic Electrical Distributor stocking products, everything the electrical contractor will need for installation above the ceiling. Customize for each space with specific wallstations and sensor requirements.
- Room Controller QuickKits – Easy to order, designed and packaged for immediate in room installation and provide a complete all-in-one package solution, with pre-defined sequence of operations.

Supported by Eaton a global leader with expertise in power distribution and circuit protection; backup power protection; control and automation; lighting and security; structural solutions and wiring devices; solutions for harsh and hazardous environments; and engineering services. Eaton is positioned through its global solutions to answer today's most critical electrical power management challenges.

Stand-alone architecture

The Room Controller system was designed to meet the energy codes requirements of virtually any space. This application illustrates how conference rooms can use daylight dimming in conjunction with natural light entering the space, while providing Scene Control/Automatic Off and receptacle control to achieve energy savings up to 65% and achieve higher quality lighting. Providing optional control of individual lighting zones and HVAC output will allow for even greater energy savings.



Space Assumptions

Space

100 square feet or larger

Electrical Load

Greater than 0.5 watts per square feet planned

Daylighting

Contains glazing larger than 24 square feet total requiring daylighting for both primary and secondary sidelit zones

Others

The general lighting is not intended for continuous use (24/7, 365).
Egress lighting is not part of the general lighting use.

Building

When larger than 10,000 square feet, Demand Response is required (capable of lowering lighting power by 15%)

SPACE LEVEL (AREA CONTROL)

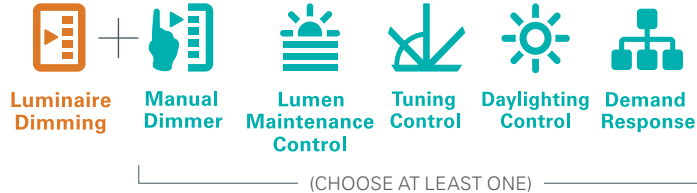
- Must be accessible to occupants to operate the lighting



Reference:
 T24-2016
 130.1(a)
 ASHRAE 90.1-2018
 9.4.1.1.a
 IECC 2018
 C405.2.2.3

MULTI-LEVEL LIGHTING

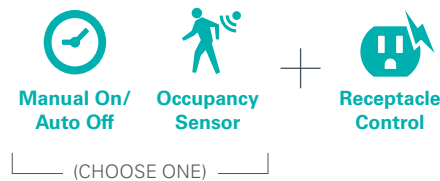
- Luminaire must provide uniform dimming
- Capable of reducing power by at least one of five control functions
- When a dimming luminaire is present, a manual dimmer is recommended. Other functional options available



Reference:
 T24-2016
 130.1(b)
 ASHRAE 90.1-2018
 9.4.1.1.d
 IECC 2018
 C405.2.2.2

SHUTOFF CONTROL

- Luminaires turned off when vacant
- 120V receptacles only, one within 6 feet of uncontrolled
- Each 5,000 square feet to have shutoff controls



Reference:
 T24-2016
 130.1(c), 130.5(d)
 ASHRAE 90.1-2018
 9.4.1.1.h, 9.4.1.1.i, 8.4.2
 IECC 2018
 C405.2.1

AUTOMATIC DAYLIGHTING CONTROL

- Eliminate energy waste when natural light present

Exceptions when daylighting control not required:

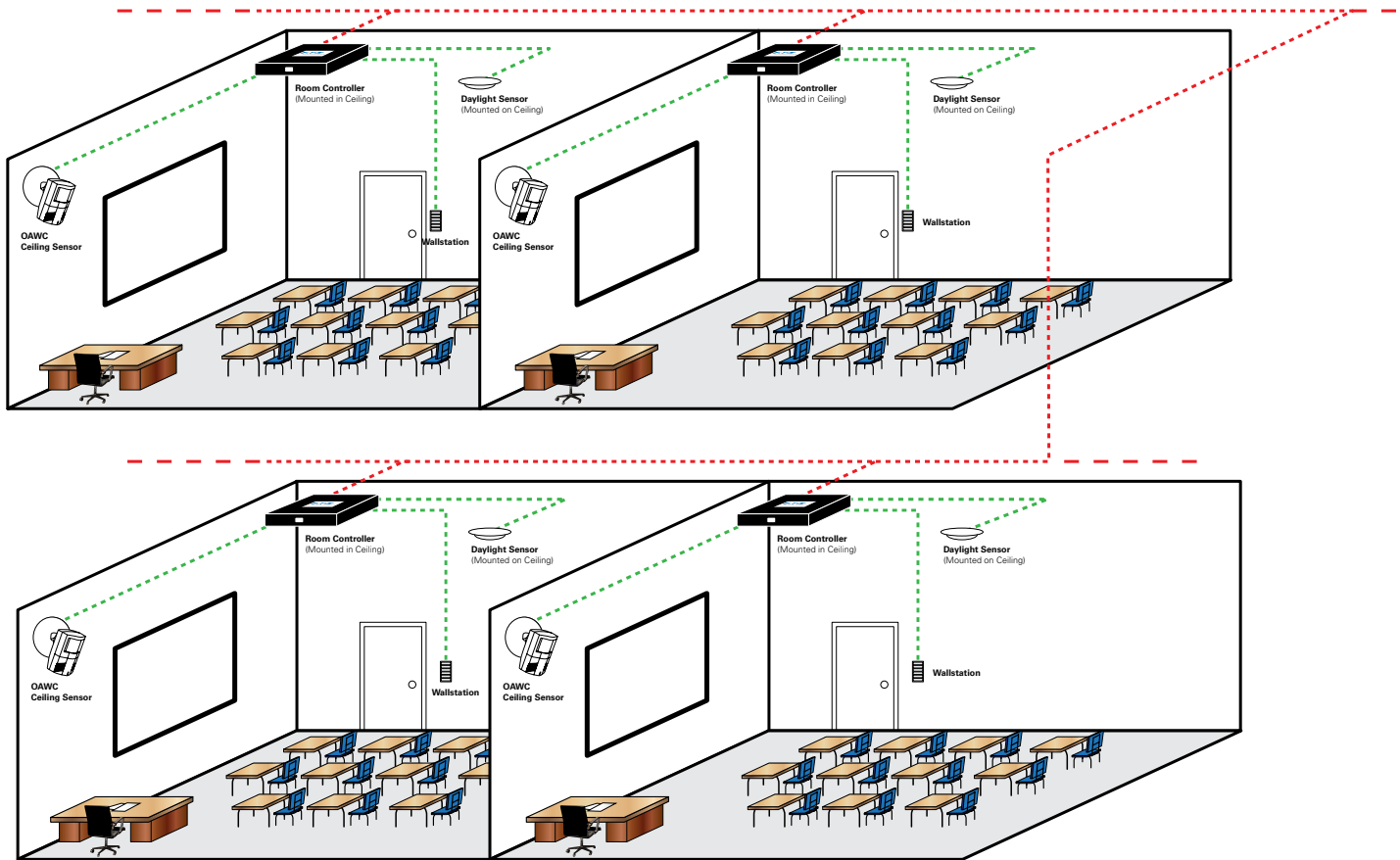
- No skylights
- Glazing <24 square feet
- Daylit zone is less than 120W



Reference:
 T24-2016
 130.1(d)
 ASHRAE 90.1-2018
 9.4.1.1.e, 9.4.1.1.f,
 IECC 2018
 C405.2.3

Network architecture

The Room Controller products can be networked together to expand their out of the box capabilities. Perfect for projects that have multiple rooms that have similar requirements. The Room Controllers can be installed and provide control capabilities on day one without requiring network programming. As the project schedule allows network programming can be completed to provide centralized control and user training.



Space Assumptions

Space

Multiple spaces each less than 2000 square feet

Electrical Load

Greater than 0.5 watts per square feet planned

Daylighting

Contains glazing larger than 24 square feet total requiring daylighting for both primary and secondary sidelit zones

Others

The general lighting is not intended for continuous use (24/7, 365).
Egress lighting is not part of the general lighting use.

Building

When larger than 10,000 square feet, Demand Response is required (capable of lowering lighting power by 15%)

SPACE LEVEL (AREA CONTROL)

- Must be accessible to occupants to operate the lighting

Exceptions when space level control not required:

- Areas or sections designed to serve as egress lighting are not accessible to unauthorized personnel

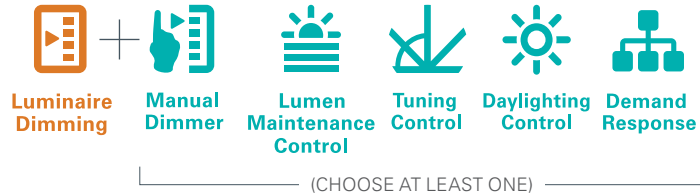


Reference:

T24-2016
130.1(a)
ASHRAE 90.1-2018
9.4.1.1.a
IECC 2018
C405.2.2.3

MULTI-LEVEL LIGHTING

- Luminaire must provide uniform dimming
- Capable of reducing power by at least one of five control functions
- When a dimming luminaire is present, a manual dimmer is recommended. Other functional options available



Reference:

T24-2016
130.1(b)
ASHRAE 90.1-2018
9.4.1.1.d
IECC 2018
C405.2.2.2

SHUTOFF CONTROL

- Luminaires turned off when vacant
- 120V receptacles only, one within 6 feet of uncontrolled
- Each 5,000 square feet to have shutoff controls. Automatic Time Switch remain on for no more than 2 hours.

Exception when shutoff control not required:

- Areas designed to serve 24 hour, 365 day continuous use considered egress lighting



Reference:

T24-2016
130.1(c), 130.5(d)
ASHRAE 90.1-2018
9.4.1.1.h, 9.4.1.1.i,
8.4.2
IECC 2018
C405.2.1

AUTOMATIC DAYLIGHTING CONTROL

- Eliminate energy waste when natural light present

Exceptions when daylighting control not required:

- No skylights
- Glazing <24 square feet
- Daylit zone is less than 120W



Reference:

T24-2016
130.1(d)
ASHRAE 90.1-2018
9.4.1.1.e, 9.4.1.1.f,
IECC 2018
C405.2.3

Ordering options



Room Controller Starter Kit

Ideal for distributor stocking programs to provide Electrical Contractors with components that are required for rough-in installation. The distributor can then finalize the order with off the shelf accessories based on individual product needs.

Room Controller QuickKits

Specially built to provide all components that are needed for typical room types. QuickKits include all components for specific room types.

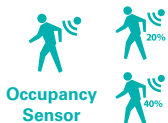
Room Controller System Components

When a QuickKit or Starter Pack does not meet your requirements, individual components should be specified.

	ROOM CONTROLLER SYSTEM COMPONENT	ROOM CONTROLLER STARTER KIT	ROOM CONTROLLER QUICKKITS	
ROOM CONTROLLER PLENUM  UL924 (Energy Back-up Circuit)  Luminaire Dimming		RC3-PL RC3D-PL RC3DE-PL RC3DEHC-PL	RC3DE-PL-T24 RC3D-PL-T24 RC3DE-PL-KIT RC3D-PL-KIT	RCQK-RC3DE-CONF RCQK-RC3D-OFFICE RCQK-RC3DE-CLASS RCQK-RC3DEHC
ROOM CONTROLLER PLENUM NETWORK  UL924 (Energy Back-up Circuit)  Luminaire Dimming		RC3-PL-N RC3D-PL-N RC3DE-PL-N RC3DEHC-PL-N		
SCENE WALLSTATIONS  Manual Dimmer		RC-3TLB-P1-* RC-6TSB-P2-* RC-6TSB-P3-* RC-6TSB-P4-*		RCQK-RC3DE-CONF
ZONE WALLSTATIONS  Manually Switched ON/OFF		RC-*		RCQK-RC3DE-CONF RCQK-RC3D-OFFICE RCQK-RC3DE-CLASS RCQK-RC3DEHC

		ROOM CONTROLLER SYSTEM COMPONENT	ROOM CONTROLLER STARTER KIT	ROOM CONTROLLER QUICKKITS
--	--	----------------------------------	-----------------------------	---------------------------

OCCUPANCY SENSOR



OAC-*
OAWC-*

RCQK-RC3DE-CONF
RCQK-RC3D-OFFICE
RCQK-RC3DE-CLASS

INPUT/OUTPUT DEVICE



OCC-RJ45

RC3DE-PL-T24
RC3D-PL-T24
RC3DE-PL-KIT
RC3D-PL-KIT

RCQK-RC3DE-CONF
RCQK-RC3D-OFFICE
RCQK-RC3DE-CLASS
RCQK-RC3DEHC

DAYLIGHT SENSOR



DSRC-FMOIR

RCQK-RC3DE-CONF
RCQK-RC3D-OFFICE
RCQK-RC3DE-CLASS
RCQK-RC3DEHC

RECEPTACLE SWITCHPACK



SPRC-R-20-120

RC3DE-PL-T24
RC3D-PL-T24

RCQK-RC3DE-CONF
RCQK-RC3D-OFFICE
RCQK-RC3DE-CLASS

QUICKCONNECT CABLE



GGRJ45-*

RC3DE-PL-T24
RC3D-PL-T24
RC3DE-PL-KIT
RC3D-PL-KIT

RCQK-RC3DE-CONF
RCQK-RC3D-OFFICE
RCQK-RC3DE-CLASS
RCQK-RC3DEHC

PERSONAL REMOTE



HHPR-RC

RCQK-RC3DE-CONF

DAYLIGHT SETTING REMOTE



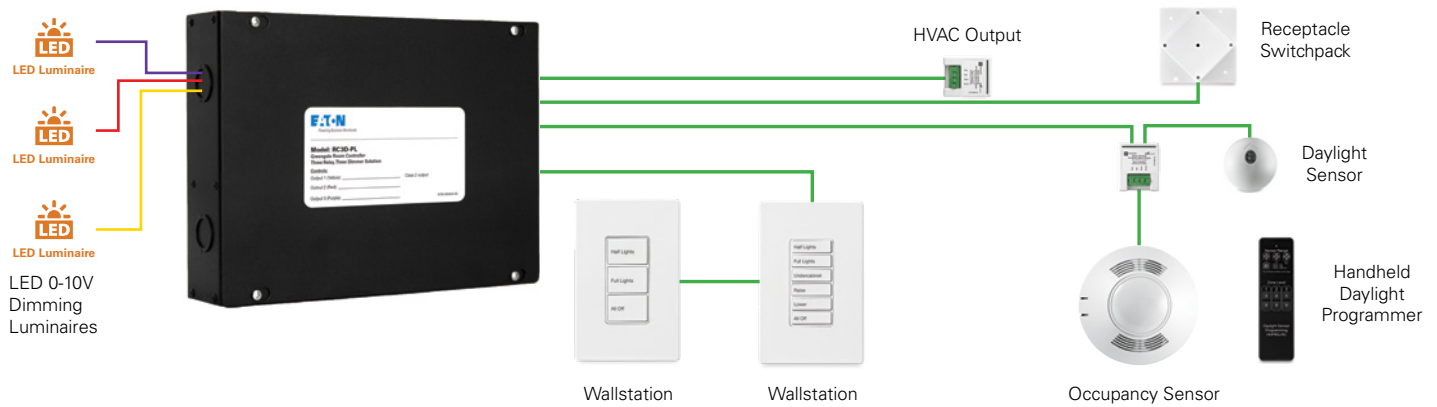
HHPRG-RC

Model installation diagrams


RC3-PL with receptacle control



RC3D-PL with receptacle control



RC3DE-PL with receptacle and emergency control



Application: Office



Space Assumptions

Space

Less than 250 square feet

Electrical Load

Greater than 0.5 watts per square feet planned

Daylighting

Contains glazing larger than 24 square feet total requiring daylighting for both primary and secondary sidelit zones

Building

When larger than 10,000 square feet, Demand Response is required (capable of lowering lighting power by 15%)

Solutions

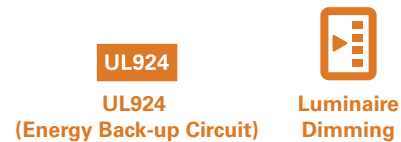
Room Controller QuickKit RCQK-RC3DE-OFFICE

OR

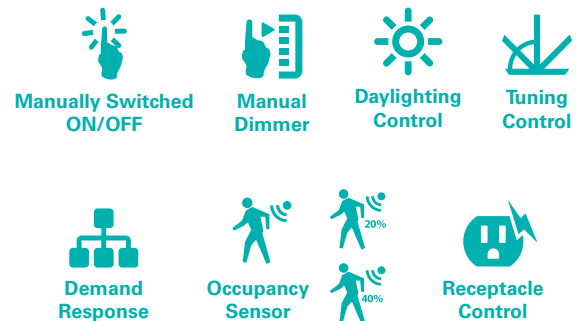
Room Controller Components

RC3DE-PL	Room Controller
RC-3TLB-OS1-W	Wallstation
DSRC-FMOIR	Daylight Sensor
OAWC-DT-120W	Wall Corner Occupancy Sensor
OCC-RJ45	Input/ Output Device
SPRC-R-20-120	Receptacle Switchpack
GGRJ45-10-G	QuickConnect Cable
GGRJ45-25-G	QuickConnect Cable

Luminaire Controls



Functional Controls



Sequence of Operations

Occupied

Lights Manual ON or Automatic ON – 50%
 Receptacle ON
 HVAC occupancy closed
 Automatic daylight dimming
 Occupant uses wallstations to control lighting
 Demand Response dims lighting based on settings

Unoccupied

Lights turn Off after sensor time-out
 Receptacle turns off after sensor time-out + 30 sec
 HVAC occupancy opens

Application: Open office



Space Assumptions

Space

250 square feet or larger

Electrical Load

Greater than 0.5 watts per square feet planned

Daylighting

Contains glazing larger than 24 square feet total requiring daylighting for both primary and secondary sidelit zones

Building

When larger than 10,000 square feet, Demand Response is required (capable of lowering lighting power by 15%)

Solutions

Room Controller QuickKit RCQK-RC3DE-CONF

OR

Room Controller Starter Kit RC3DE-PLT24

OR

Room Controller Components

RC3DE-PL	Room Controller
RC-5TSB-OS2-W	Wallstation
DSRC-FMOIR	Daylight Sensor
OAC-DT-2000	Ceiling Occupancy Sensor
OCC-RJ45	Input/ Output Device
SPRC-R-20-120	Receptacle Switchpack
GGRJ45-10-G	QuickConnect Cable
GGRJ45-25-G	QuickConnect Cable

Luminaire Controls

UL924

UL924
(Energy Back-up Circuit)



Luminaire
Dimming

Functional Controls



Manually Switched
ON/OFF



Manual
Dimmer



Daylighting
Control



Tuning
Control



Demand
Response



Occupancy
Sensor



20%



40%



Receptacle
Control

Sequence of Operations

Occupied

- Lights Manual ON or Automatic ON – 50%
- Receptacle ON
- HVAC occupancy closed
- Three automatic daylight dimming zones
- Occupant uses wallstations to control lighting
- Demand Response dims lighting based on settings

Unoccupied

- Lights turn Off after sensor time-out
- Receptacle turns off after sensor time-out + 30 sec
- HVAC occupancy opens

Application: Conference room



Space Assumptions

Space

100 square feet or larger

Electrical Load

Greater than 0.5 watts per square feet planned

Daylighting

Contains glazing larger than 24 square feet total requiring daylighting for both primary and secondary sidelit zones

Others

The general lighting is not intended for continuous use (24/7, 365). Egress lighting is not part of the general lighting use.

Building

When larger than 10,000 square feet, Demand Response is required (capable of lowering lighting power by 15%)

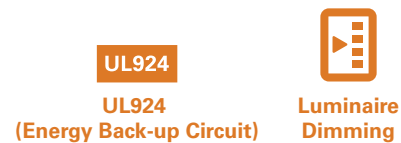
Solutions

Room Controller QuickKit RCQK-RC3DE-CONF
OR

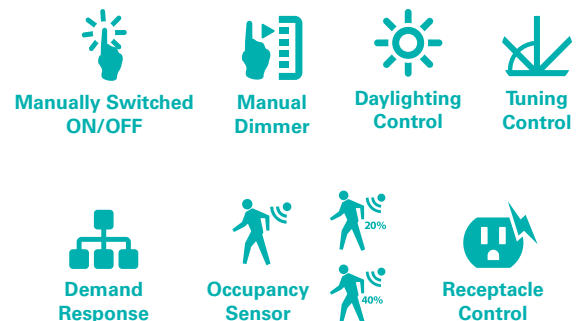
Room Controller Components

RC3DE-PL	Room Controller
RC-6TSB-P3-W	Scene Wallstation
RC-6TSB-ZAD-W	Wallstation
DSRC-FMOIR	Daylight Sensor
OAWC-DT-120W	Wall Corner Occupancy Sensor
OCC-RJ45	Input/ Output Device
SPRC-R-20-120	Receptacle Switchpack
GGRJ45-10-G	QuickConnect Cable
GGRJ45-25-G	QuickConnect Cable

Luminaire Controls



Functional Controls



Sequence of Operations

Occupied

Lights Manual ON or Automatic ON – 50%
Receptacle ON
HVAC occupancy closed
Automatic daylight dimming
Occupant uses wallstations to control lighting
Demand Response dims lighting based on settings
Programmable Scene Wallstations

Unoccupied

Lights turn Off after sensor time-out
Receptacle turns off after sensor time-out + 30 sec
HVAC occupancy opens

Application: Corridor, hall or stairwell



Space Assumptions

Space

Accessible areas

Electrical Load

Greater than 0.5 watts per square feet planned

Daylighting

Contains glazing larger than 24 square feet total requiring daylighting for both primary and secondary sidelit zones

Building

When larger than 10,000 square feet, Demand Response is required (capable of lowering lighting power by 15%)

Solutions

Room Controller QuickKit RC3DE-PL-KIT
OR

Room Controller Components

RC3DE-PL	Room Controller
RC-6TSB-P3-W	Scene Wallstation
OAWC-DT-120W	Wall Corner Occupancy Sensor
OCC-RJ45	Input/ Output Device
GGRJ45-10-G	QuickConnect Cable
GGRJ45-25-G	QuickConnect Cable

Luminaire Controls



Functional Controls



Sequence of Operations

Occupied

Lights Automatic ON
Occupant uses wallstations to control lighting
Demand Response dims lighting based on settings
Programmable Scene Wallstations

Unoccupied

Lights turn Off or dim after sensor time-out
Timeclock turns lights off

Application: Classroom – Suspended fixtures and three daylight zones



Space Assumptions

Space

Less than 2000 square feet

Electrical Load

Greater than 0.7 watts per square feet planned

Daylighting

Contains glazing larger than 24 square feet total requiring daylighting for both primary and secondary sidelit zones

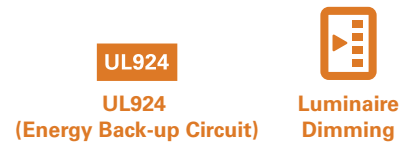
Building

When larger than 10,000 square feet, Demand Response is required (capable of lowering lighting power by 15%)

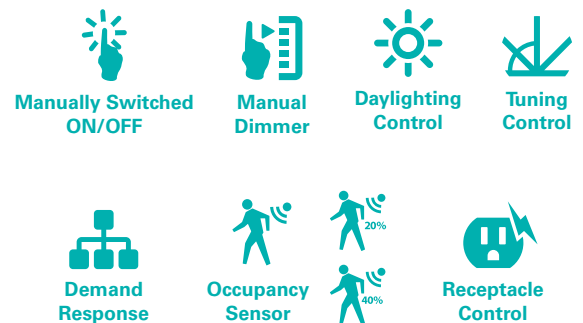
Solutions

Room Controller QuickKit	RCQK-RC3DE-CLASS
	OR
Room Controller Starter Kit	RC3DE-PLT24
	OR
Room Controller Components	
RC3DE-PL	Room Controller
RC-2TLB-ES1-W	Wallstation
RC-6TSB-P3-W	Scene Wallstation
DSRC-FMOIR	Daylight Sensor
OAWC-DT-120W	Wall Corner Occupancy Sensor
OCC-RJ45	Input/ Output Device
SPRC-R-20-120	Receptacle Switchpack
GGRJ45-10-G	QuickConnect Cable
GGRJ45-25-G	QuickConnect Cable

Luminaire Controls



Functional Controls



Sequence of Operations

Occupied

Lights Manual ON or Automatic ON – 50%
 Receptacle ON
 HVAC occupancy closed
 Three automatic daylight dimming zones
 Occupant uses wallstations to control lighting
 Demand Response dims lighting based on settings
 Programmable Scene Wallstations

Unoccupied

Lights turn Off after sensor time-out
 Receptacle turns off after sensor time-out + 30 sec
 HVAC occupancy opens

Application: Classroom - Recessed fixtures and three daylight zones



Space Assumptions

Space

Less than 2000 square feet

Electrical Load

Greater than 0.7 watts per square feet planned

Daylighting

Contains glazing larger than 24 square feet total requiring daylighting for both primary and secondary sidelit zones

Building

When larger than 10,000 square feet, Demand Response is required (capable of lowering lighting power by 15%)

Solutions

Room Controller QuickKit	RCQK-RC3DE-CLASS
	OR
Room Controller Starter Kit	RC3DE-PL-T24
	OR

Room Controller Components

RC3DE-PL	Room Controller
RC-2TLB-ES1-W	Wallstation
RC-6TSB-P3-W	Scene Wallstation
DSRC-FMOIR	Daylight Sensor
OAWC-DT-120W	Wall Corner Occupancy Sensor
OCC-RJ45	Input/ Output Device
SPRC-R-20-120	Receptacle Switchpack
GGRJ45-10-G	QuickConnect Cable
GGRJ45-25-G	QuickConnect Cable

Luminaire Controls

UL924


UL924

(Energy Back-up Circuit)




Luminaire Dimming


Functional Controls




Manually Switched
ON/OFF




Manual Dimmer




Daylighting Control




Tuning Control




Demand Response




Occupancy Sensor



20%



40%



Receptacle Control

Sequence of Operations

Occupied

- Lights Manual ON or Automatic ON – 50%
- Front and back switching with mixed daylighting
- Receptacle ON
- HVAC occupancy closed
- Three automatic daylight dimming zones
- Occupant uses wallstations to control lighting
- Demand Response dims lighting based on settings

Unoccupied

- Lights turn Off after sensor time-out
- Receptacle turns off after sensor time-out + 30 sec
- HVAC occupancy opens



System components

Room Controller

Houses the central relay and dimmer controls. Also coordinates all the inputs from wallstations, daylight sensor and occupancy sensor.

Wallstation

The intuitive user interface provides for manual override and is pre-engraved buttons describing their respective functionality.

Occupancy sensor

Any Greengate low voltage occupancy sensors can be used with the Room Controller, so select one to meet your applications needs.

Daylight sensor

Dimmable daylighting requirements have increased with the latest version of ASHRAE 90.1. The Room Controller daylight sensor allows up to three dimming zones to be controlled from a single sensor.

Plug load control

Saving additional energy by shutting off plug loads is now part of ASHRAE 90.1, and is easily achieved with the Receptacle Switchpack and the Room Controller.



CATALOG NUMBER	DESCRIPTION	COLOR
Room Controller System		
RC3-PL	Room Controller, three relay, plenum, 120/277 VAC, 60 Hz, 20A	B
RC3D-PL	Room Controller, three relay, three dimmer, plenum, 120/277 VAC, 60 Hz, 20A	B
RC3DE-PL	Room Controller, three relay, three dimmer, one emergency output, plenum, 120/277 VAC, 60 Hz, 20A	B
RC3DEHC-PL	Healthcare Room Controller for patient rooms, three relay, three dimmer, one emergency output, plenum, 120/277 VAC, 60 Hz, 20A	B
RC3-PL-N	Room Controller, network, three relay, plenum, 120/277 VAC, 60 Hz, 20A	B
RC3D-PL-N	Room Controller, network, three relay, three dimmer, plenum, 120/277 VAC, 60 Hz, 20A	B
RC3DE-PL-N	Room Controller, network, three relay, three dimmer, one emergency output, plenum, 120/277 VAC, 60 Hz, 20A	B
RC3DEHC-PL-N	Healthcare Room Controller for patient rooms, network, three relay, three dimmer, one emergency output, plenum, 120/277 VAC, 60 Hz, 20A	B
Room Controller Wallstations		
RC-2TLB-ES1-*	Room Controller Wallstation, 2 large buttons (Entry, All Off)	W, V, G, B
RC-6TSB-TS1-*	Room Controller Wallstation, 6 small buttons (General, Whiteboard, Quiet Time, A/V Mode, Raise, Lower)	W, V, G, B
RC-6TSB-TS2-*	Room Controller Wallstation, 6 small buttons (General, Whiteboard, Quiet Time, Raise, Lower, All Off)	W, V, G, B
RC-5TSB-TS3-*	Room Controller Wallstation, 5 small buttons (General, Whiteboard, Quiet Time, A/V Mode, All Off)	W, V, G, B
RC-6TSB-TS4-*	Room Controller Wallstation, 6 small buttons (General, Whiteboard, A/V Mode, Raise, Lower, All Off)	W, V, G, B
RC-4TSB-TS5-*	Room Controller Wallstation, 4 small buttons (Entry, General, Whiteboard, All Off)	W, V, G, B
RC-6TSB-TS6-*	Room Controller Wallstation, 6 small buttons (Entry, General, Whiteboard, Raise, Lower, All Off)	W, V, G, B
RC-6TSB-TS7-*	Room Controller Wallstation, 6 small buttons (Row 1, Row 2, Row 3, Raise, Lower, All Off)	W, V, G, B
RC-6TSB-TS8-*	Room Controller Wallstation, 6 small buttons (Uplights, Downlights, Accent, Raise, Lower, All Off)	W, V, G, B

CATALOG NUMBER	DESCRIPTION	COLOR
Room Controller Wallstations - Continued		
RC-6TSB-CR1-*	Room Controller Wallstation, 6 small buttons (General, Meeting, Whiteboard, Presentation, Raise, Lower)	W, V, G, B
RC-5TSB-CR2-*	Room Controller Wallstation, 5 small buttons (General, Meeting, Whiteboard, Presentation, All Off)	W, V, G, B
RC-4TSB-HC1-*	Room Controller Wallstation, 4 small buttons (General, Exam, Reading, All Off)	W, V, G, B
RC-6TSB-HC2-*	Room Controller Wallstation, 6 small buttons (General, Exam, Reading, Raise, Lower, All Off)	W, V, G, B
RC-3TLB-OS1-*	Room Controller Wallstation, 3 large buttons (Half Lights, Full Lights, All Off)	W, V, G, B
RC-5TSB-OS2-*	Room Controller Wallstation, 5 small buttons (Half Lights, Full Lights, Raise, Lower, All Off)	W, V, G, B
RC-6TSB-OS3-*	Room Controller Wallstation, 6 small buttons (Half Lights, Full Lights, Undercabinet, Raise, Lower, All Off)	W, V, G, B
RC-2TLB-OS4-*	Room Controller Wallstation, 2 large buttons (All On, All Off)	W, V, G, B
RC-6TSB-ZAD-*	Room Controller Wallstation, 6 small buttons (Zone 1 UP, Sone 1 DN, Zone 2 UP, Zone 2 DN, Zone 3 UP, Zone 3 DN)	W, V, G, B
RC-3TLB-Z1D-*	Room Controller Wallstation, 3 large buttons (Zone 1 On/Off, Zone 1 UP, Zone 1 DN)	W, V, G, B
RC-3TLB-Z2D-*	Room Controller Wallstation, 3 large buttons (Zone 2 On/Off, Zone 2 UP, Zone 2 DN)	W, V, G, B
RC-3TLB-Z3D-*	Room Controller Wallstation, 3 large buttons (Zone 3 On/Off, Zone 3 UP, Zone 3 DN)	W, V, G, B
Room Controller Daylight Sensors		
DSRC-FMOIR	Room Controller Open Loop Daylight Sensor, fixture mount, RJ45 connection	W
DSCM-MT	Room Controller Open Loop Daylight Sensor mounting bracket	W
Handheld Remotes		
HHPRG-RC	Room Controller Open Loop Daylight Sensor handheld zone remote programmer	B
HHPR-RC	Room Controller Personal Remote	B
Room Controller Switchpacks		
SPRC-R-20-120	Room Controller receptacle rated switchpack, 120/277V VAC, 50/60 Hz, 20A	W
SP-R-20-120	Occupancy sensor receptacle rated switchpack w/ Cat5 and flying leads, 120/277 VAC, 50/60 Hz, 20A	W
Room Controller Input/Output Devices		
OCC-RJ45	Room Controller BMS output	W
GGRC-COUPLER	Room Controller RJ45 coupler	W
GGRC-SPLITTER	Room Controller RJ45 splitter	W
GGRJ45-006-G	Room Controller RJ45 cable, 6 inches	Gr
GGRJ45-03-G	Room Controller RJ45 cable, 3 feet	Gr
GGRJ45-10-G	Room Controller RJ45 cable, 10 feet	Gr
GGRJ45-25-G	Room Controller RJ45 cable, 25 feet	Gr
GGRJ45-50-G	Room Controller RJ45 cable, 50 feet	Gr
GGRJ45-100-G	Room Controller RJ45 cable, 100 feet	Gr
GGRJ45-10P-G	Room Controller RJ45 cable, 10 feet, plenum rated	Gr
GGRJ45-25P-G	Room Controller RJ45 cable, 25 feet, plenum rated	Gr
GGRJ45-50P-G	Room Controller RJ45 cable, 50 feet, plenum rated	Gr
GGRJ45-100P-G	Room Controller RJ45 cable, 100 feet, plenum rated	Gr

QuickKits and starter kits

QuickKits

Easy to order, designed and packaged for immediate in room installation and provide a complete all-in-one package solution.



CATALOG NUMBER	INCLUDED COMPONENTS
RCQK-RC3DE-CONF	RC3DE-PL (QTY1)
	SPRC-R-20-120 (QTY1)
	DSRC-FMOIR (QTY1)
	OAWC-DT-120W (QTY1)
	OCC-RJ45 (QTY1)
	GGRJ45-10P-G (QTY1)
	GGRJ45-006-G (QTY1)
	GGRJ45-25P-G (QTY3)
	RC-6TSB-P2 (QTY1)
	RC-6TSB-ZAD (QTY1)
	HHPR-RC (QTY1)
RCQK-RC3D-OFFICE	RC3D-PL (QTY1)
	SPRC-R-20-120 (QTY1)
	OAC-DT-2000-R (QTY1)
	DSRC-FMOIR (QTY1)
	OCC-RJ45 (QTY1)
	GGRJ45-10P-G (QTY1)
	GGRJ45-25P-G (QTY3)
RC-5TSB-OS2 (QTY1)	
RCQK-RC3DE-CLASS	RC3DE-PL (QTY1)
	SPRC-R-20-120 (QTY1)
	DSRC-FMOIR (QTY1)
	OAC-DT-2000 (QTY1)
	OCC-RJ45 (QTY1)
	GGRJ45-10P-G (QTY1)
	GGRJ45-25P-G (QTY4)
	RC-4TSB-TS5 (QTY1)
	RC-6TSB-TS4 (QTY1)
RCQK-RC3DEHC	RC3DEHC-PL (QTY1)
	OCC-RJ45 (QTY1)
	DSRC-FMOIR (QTY1)
	GGRJ45-25P-G (QTY4)
	GG37P (QTY1)
	GPCS-3Z-DIM (QTY1)
	RC-6TSB-HC2 (QTY1)
	RC-4TSB-HC1 (QTY1)

Starter Kits

Ideal stocking product for the Electrical Distributor.

CATALOG NUMBER	INCLUDED COMPONENTS
RC3DE-PLT24	RC3DE-PL (QTY1)
	SPRC-R-20-120 (QTY1)
	OCC-RJ45 (QTY1)
	GGRJ45-10P-G (QTY1)
	GGRJ45-25P-G (QTY3)
RC3D-PLT24	RC3D-PL (QTY1)
	SPRC-R-20-120 (QTY1)
	OCC-RJ45 (QTY1)
	GGRJ45-10P-G (QTY1)
	GGRJ45-25P-G (QTY3)
RC3DE-PL-KIT	RC3DE-PL
	OCC-RJ45
	GGRJ45-10P-G (QTY1)
	GGRJ45-25P-G (QTY2)
RC3D-PL-KIT	RC3D-PL (QTY1)
	OCC-RJ45 (QTY1)
	GGRJ45-10P-G (QTY1)
	GGRJ45-25P-G (QTY2)

Typical wiring diagrams

Figure 1: Small Office with Daylighting

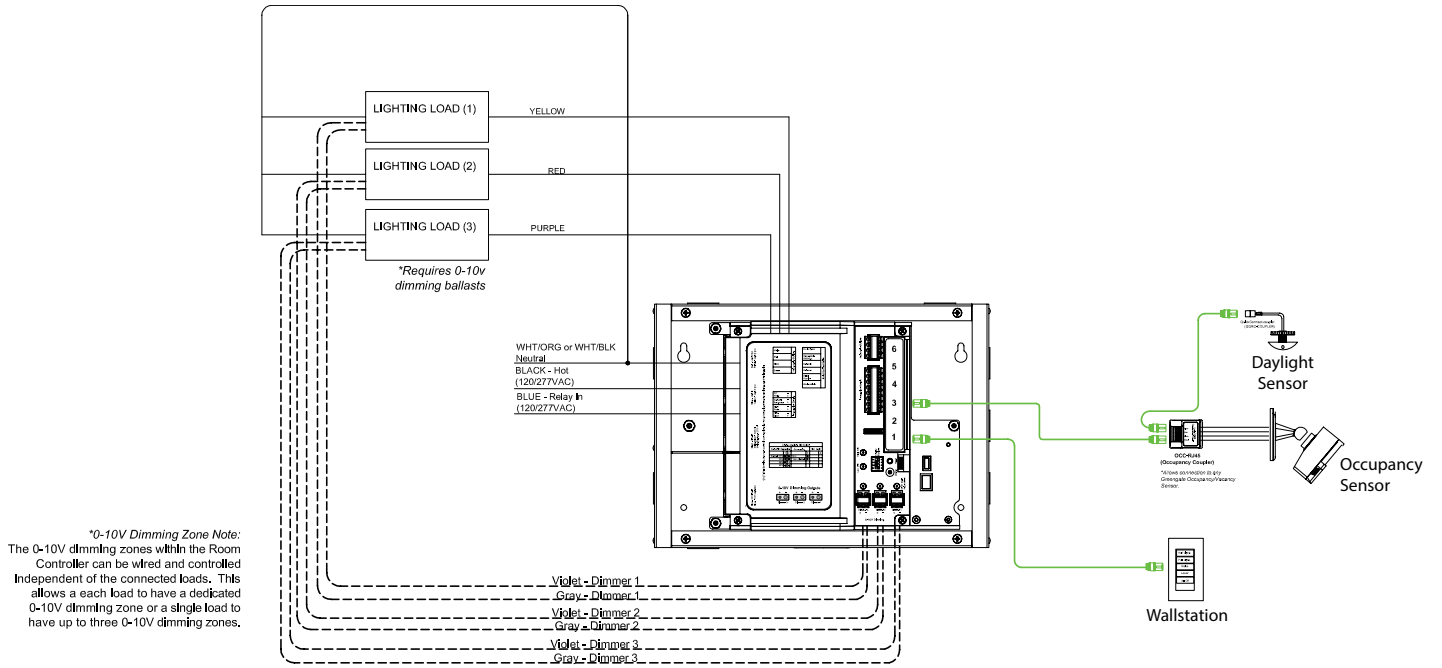
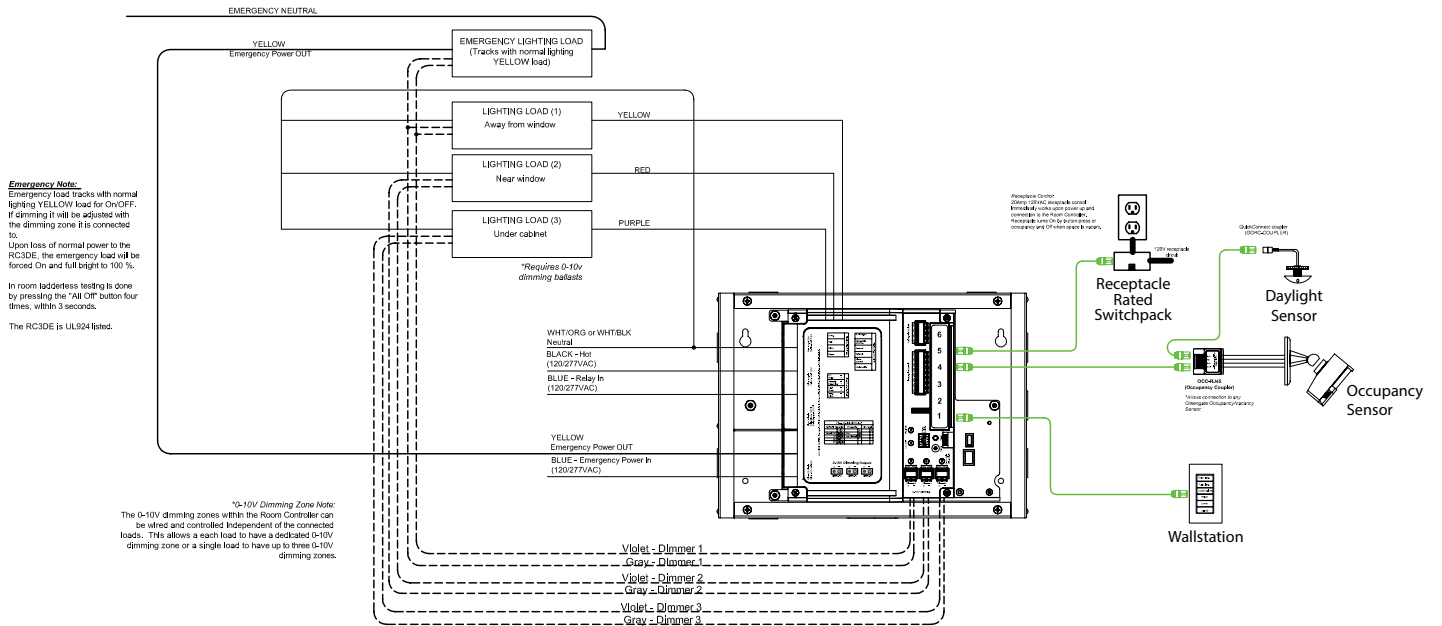


Figure 2: Office with Receptacle and Emergency Control



Typical wiring diagrams

Figure 3: Office with HVAC output

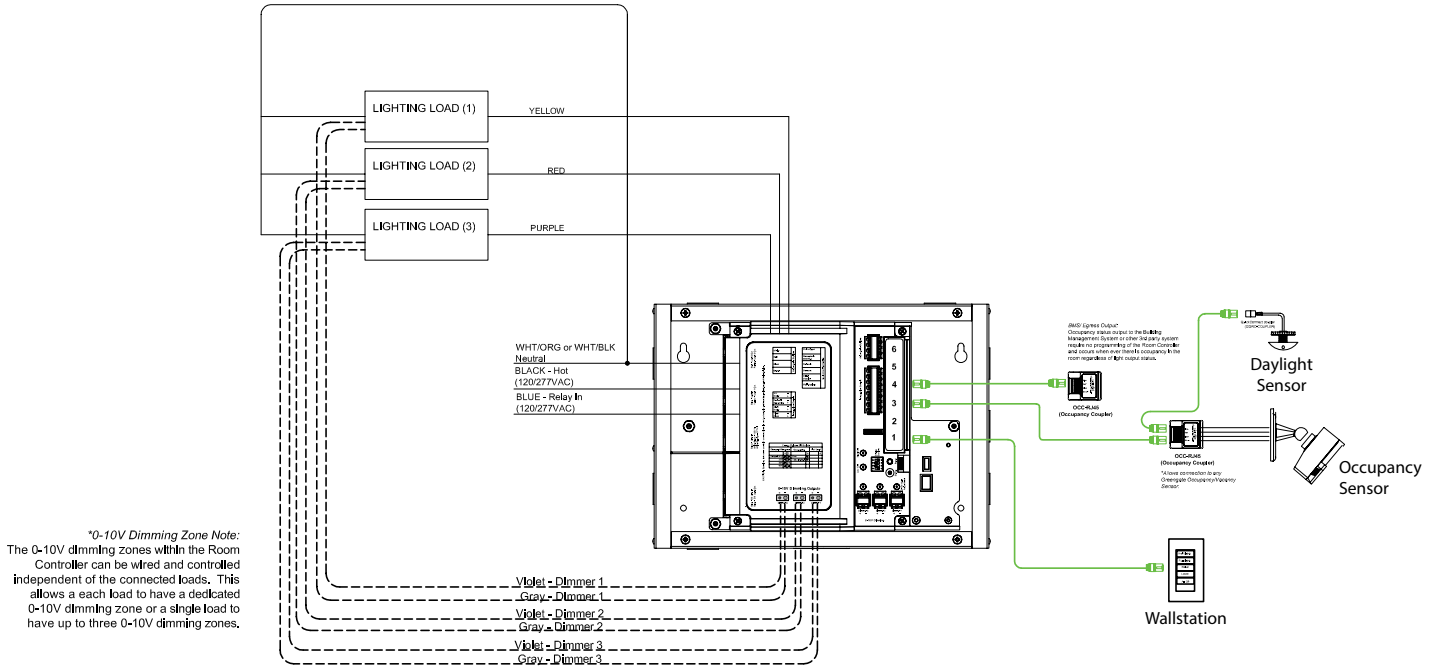
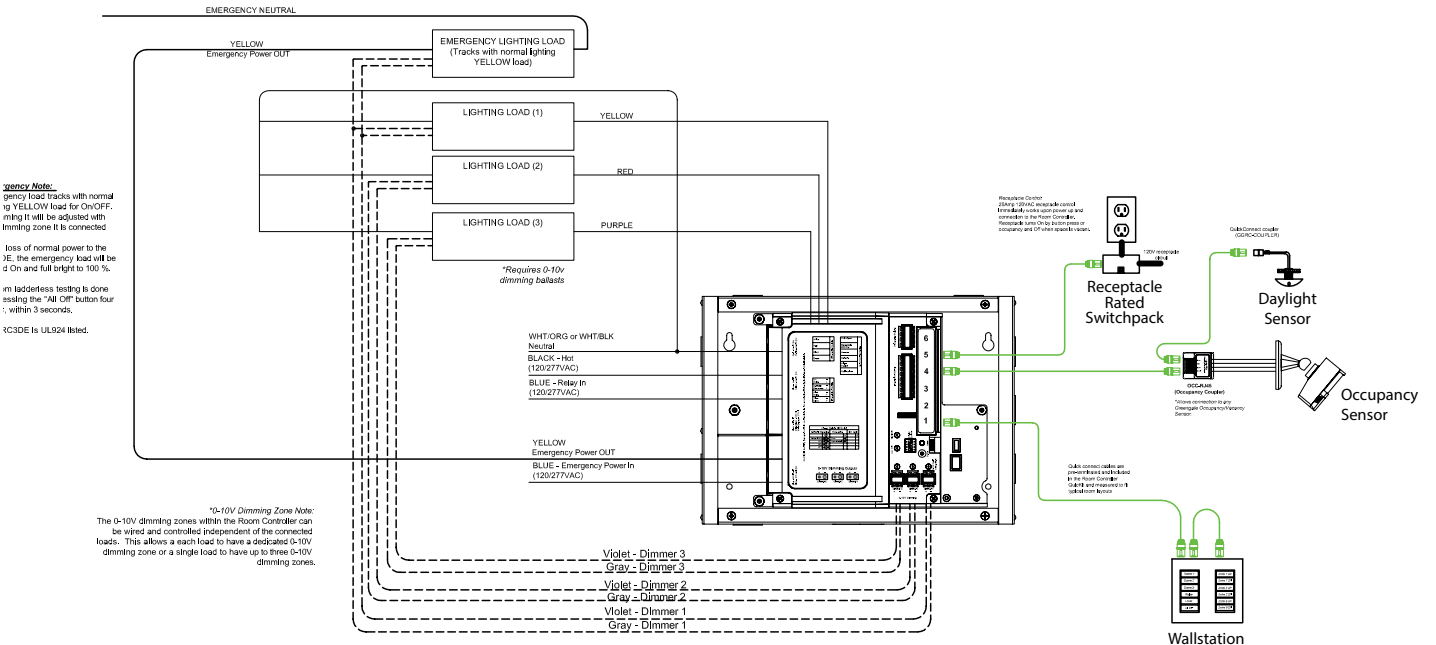


Figure 4: Conference room with receptacle and Emergency Control, daylighting and programmable scene wallstations



Typical wiring diagrams

Figure 5: Classroom with emergency and receptacle control

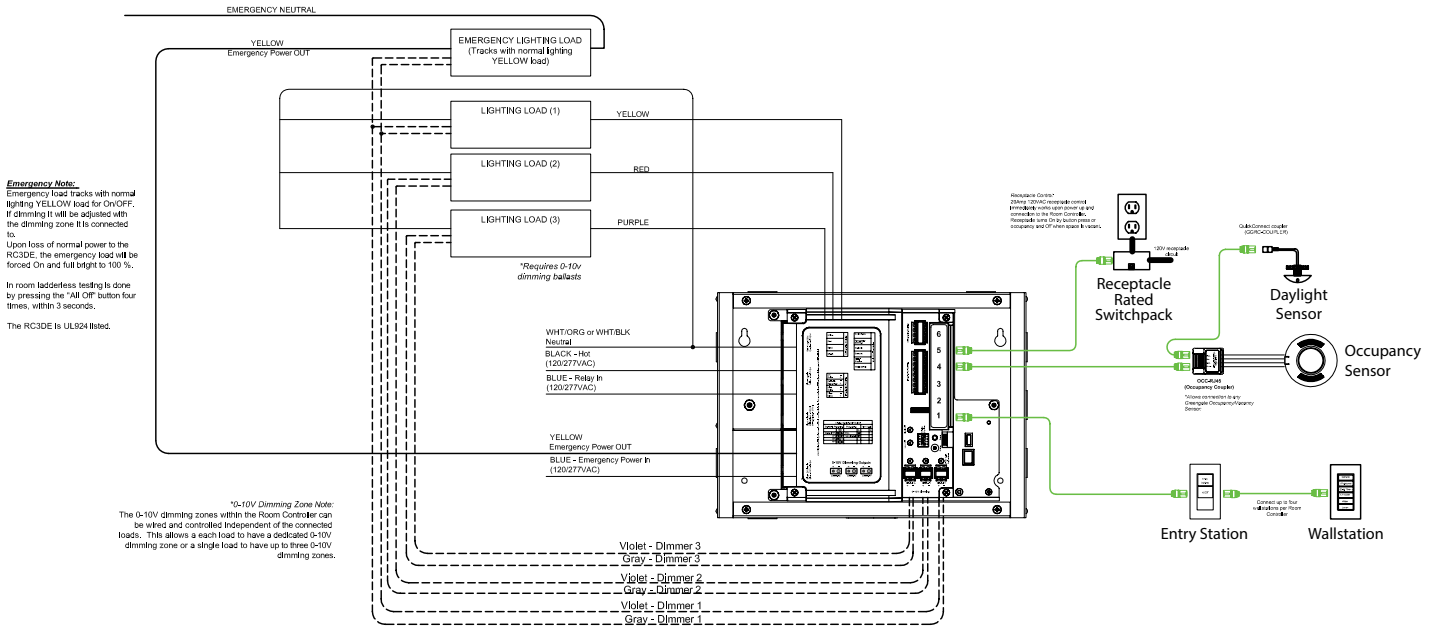
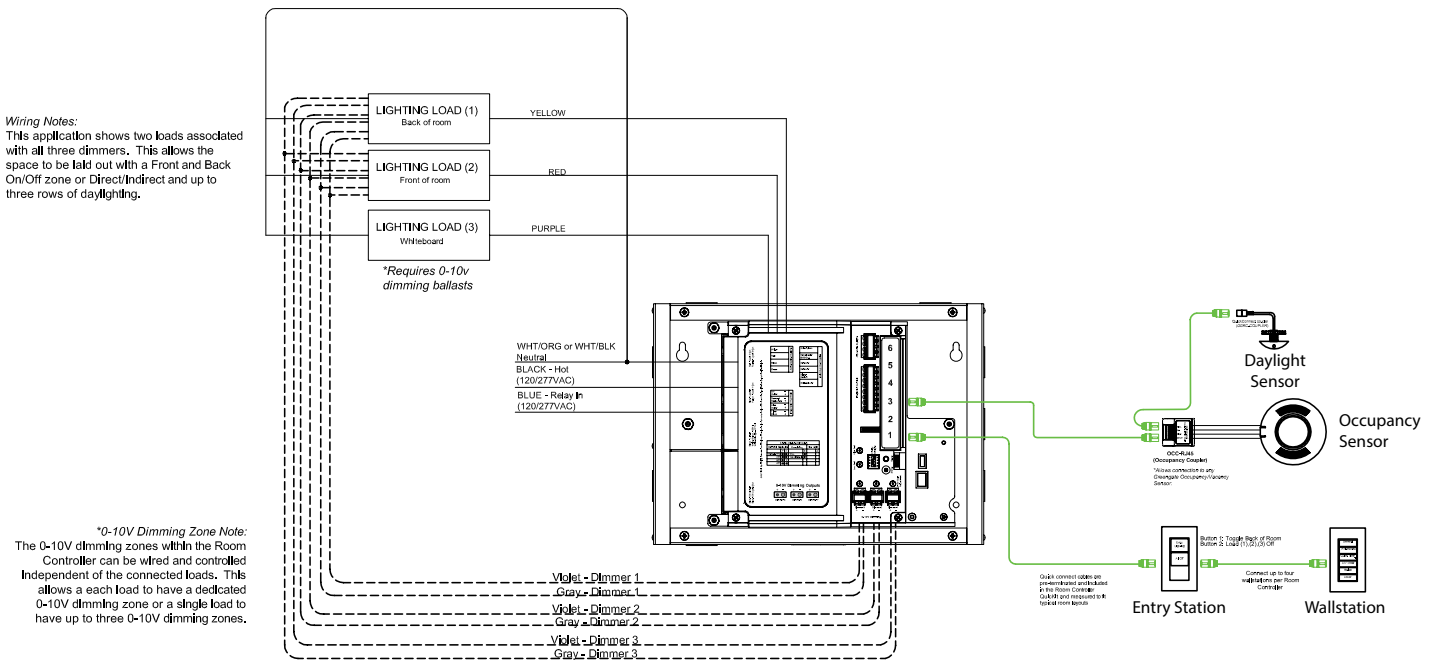


Figure 6: Classroom with daylight dimming



Typical wiring diagrams

Figure 7: Demand Response Connections

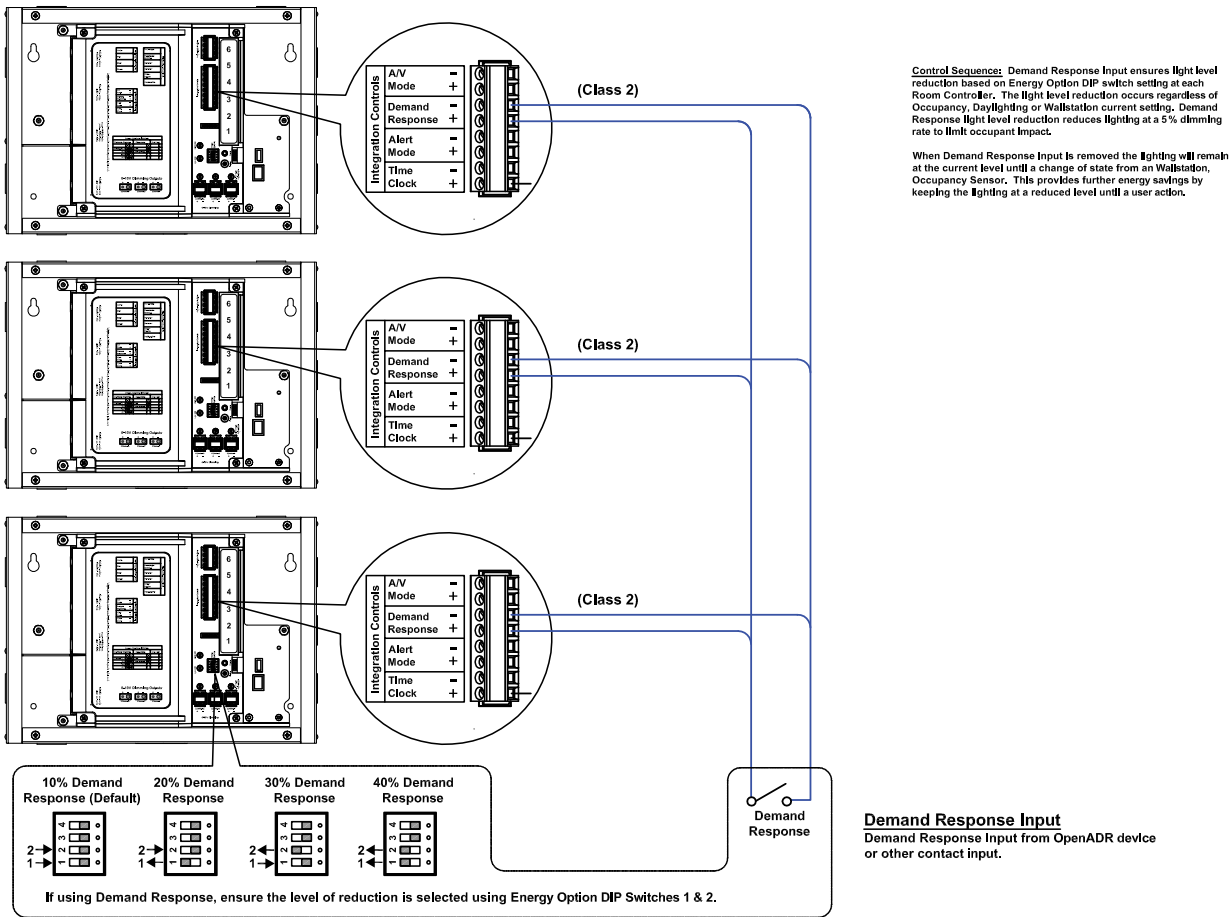
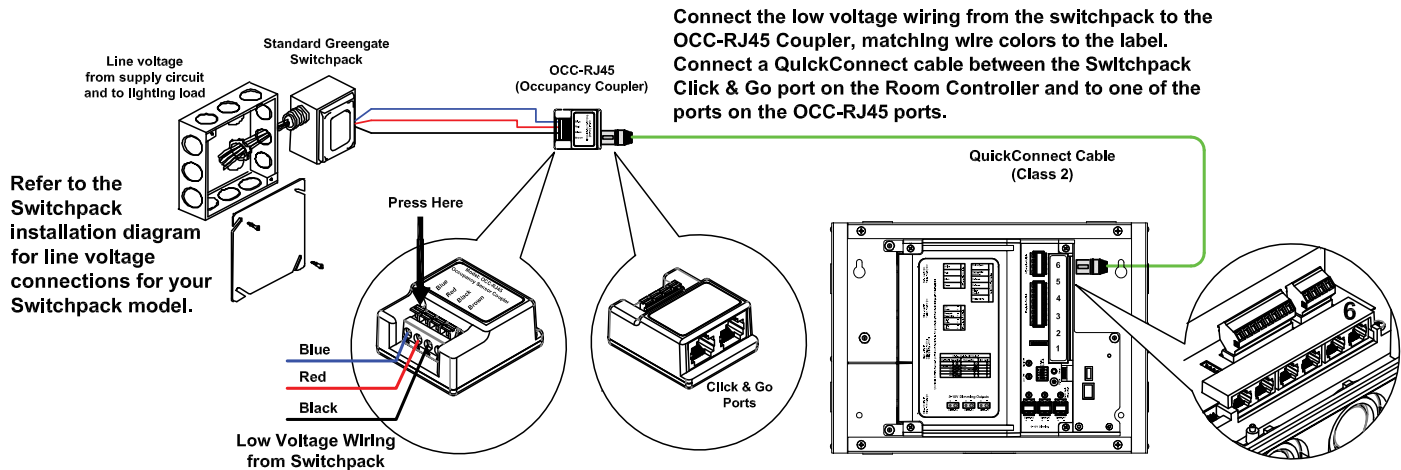
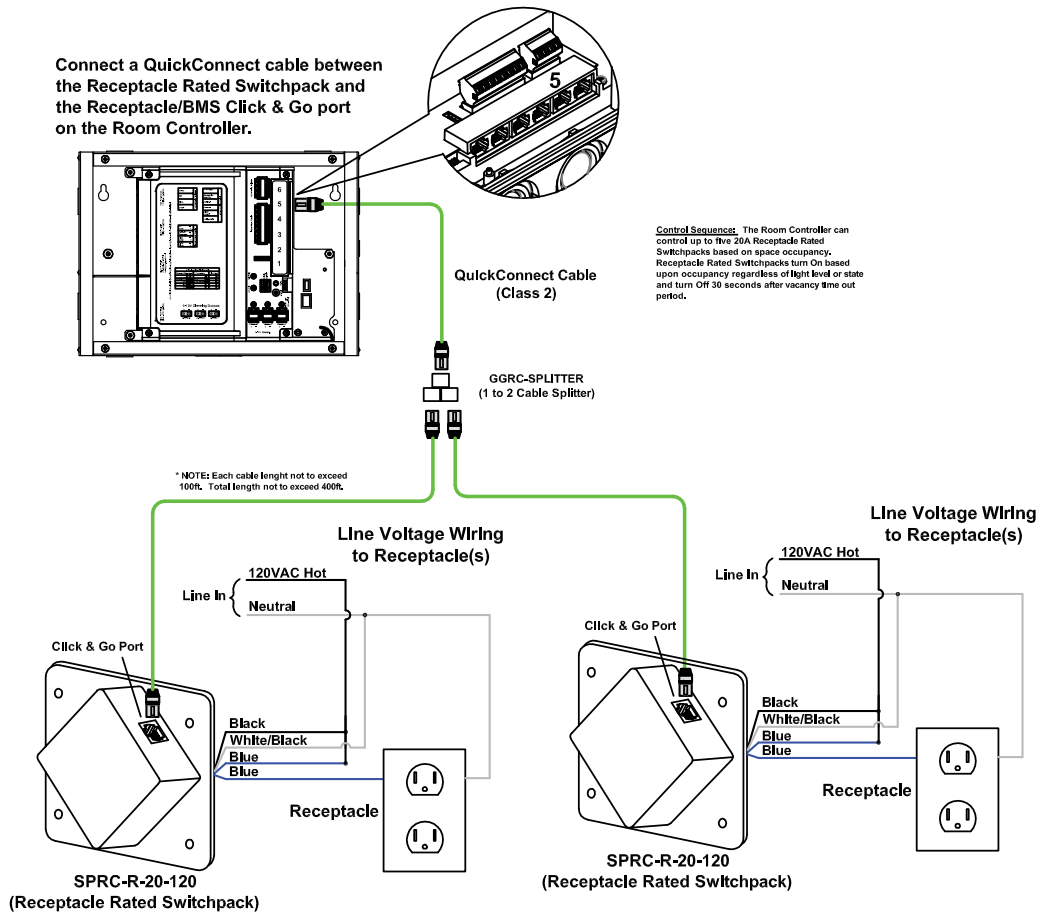


Figure 8: Alternative voltage connection



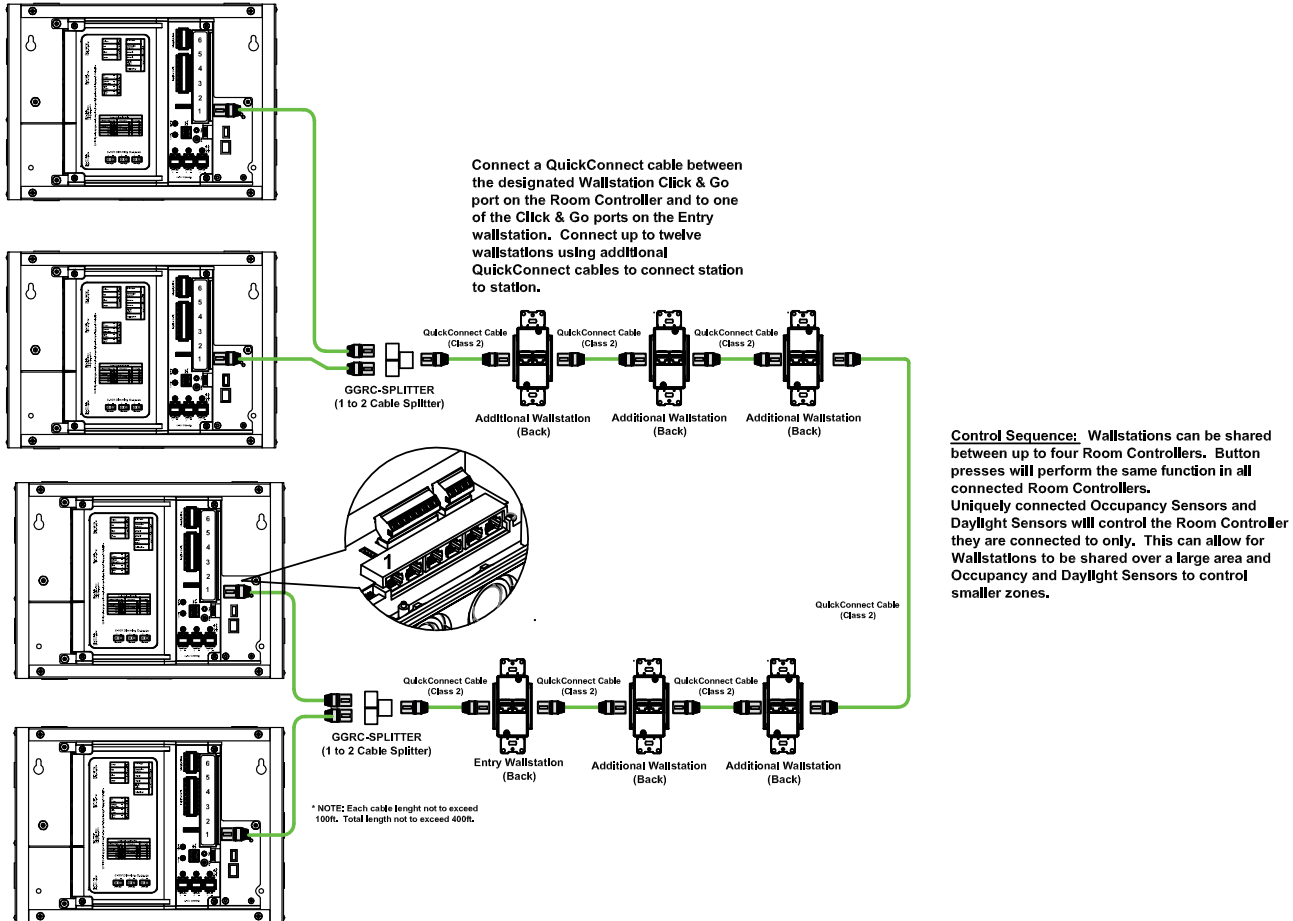
Typical wiring diagrams

Figure 9: Receptacle wiring



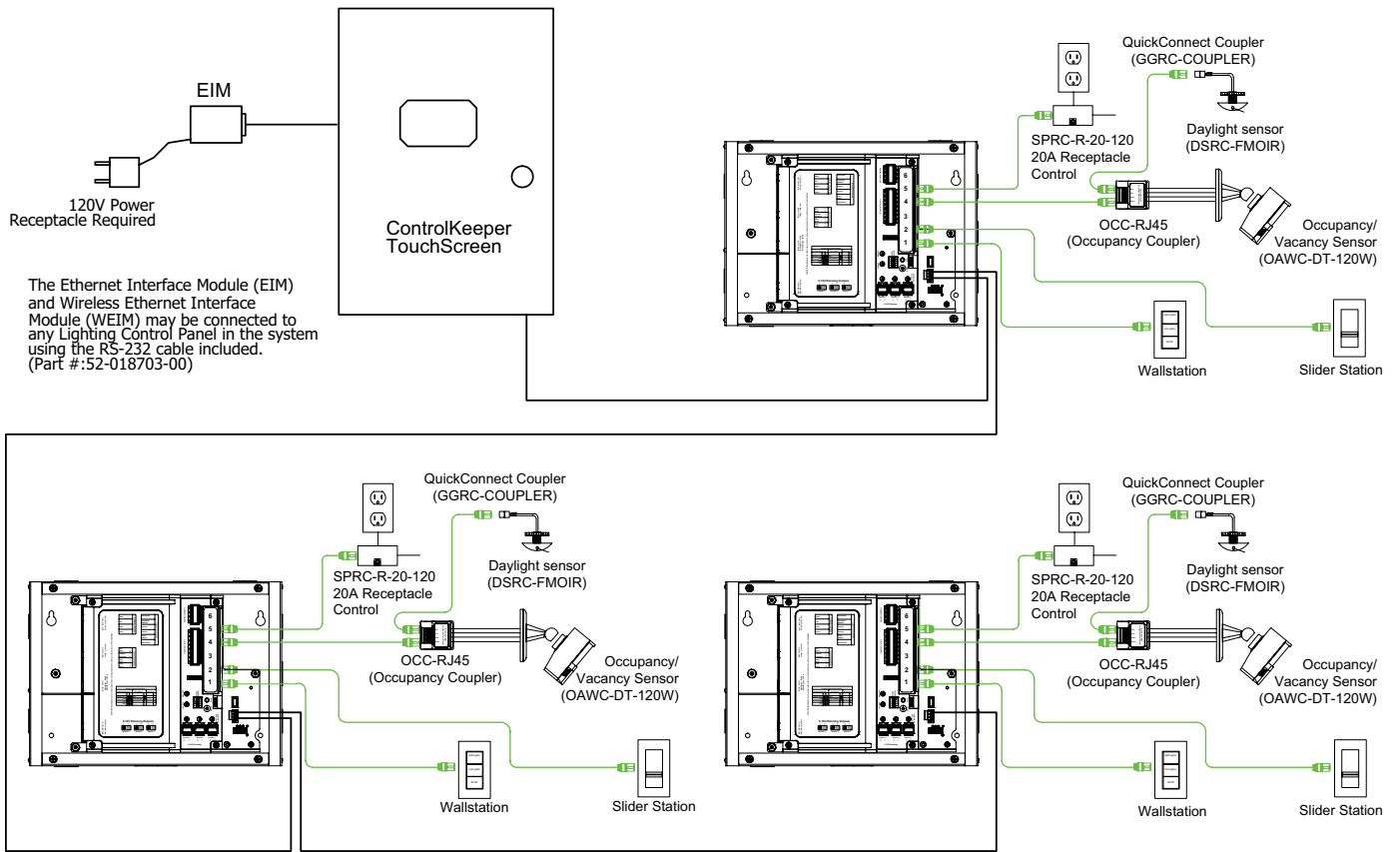
Typical wiring diagrams

Figure 10: Wallstation Sharing



Typical wiring diagrams

Figure 11: Network Wiring



Lighting Product Lines

Ametrix
AtLite
Corelite
Ephesus
Fail-Safe
Halo
Halo Commercial
Invue
io
Iris
Lumark
Lumière
McGraw-Edison
Metalux
MWS
Neo-Ray
Portfolio
RSA
Shaper
Streetworks
Sure-Lites

Controls Product Lines

Fifth Light Technology
Greengate
iLight (International Only)
iLumin
Zero 88

Connected Lighting Systems

Distributed Low-Voltage Power
HALO Home
iLumin Plus
LumaWatt Pro
WaveLinx

Eaton

1121 Highway 74 South
Peachtree City, GA 30269
P: 770-486-4800
www.eaton.com/lighting
For service or technical assistance:
1-800-553-3879

Canada Sales

5925 McLaughlin Road
Mississauga, Ontario L5R 1B8
P: 905-501-3000
F: 905-501-3172

© 2019 Eaton
All Rights Reserved
Printed in USA
Publication No. BR503061EN
May 2019

Eaton is a registered trademark.

All other trademarks are property
of their respective owners.

Product availability, specifications,
and compliances are subject to
change without notice.